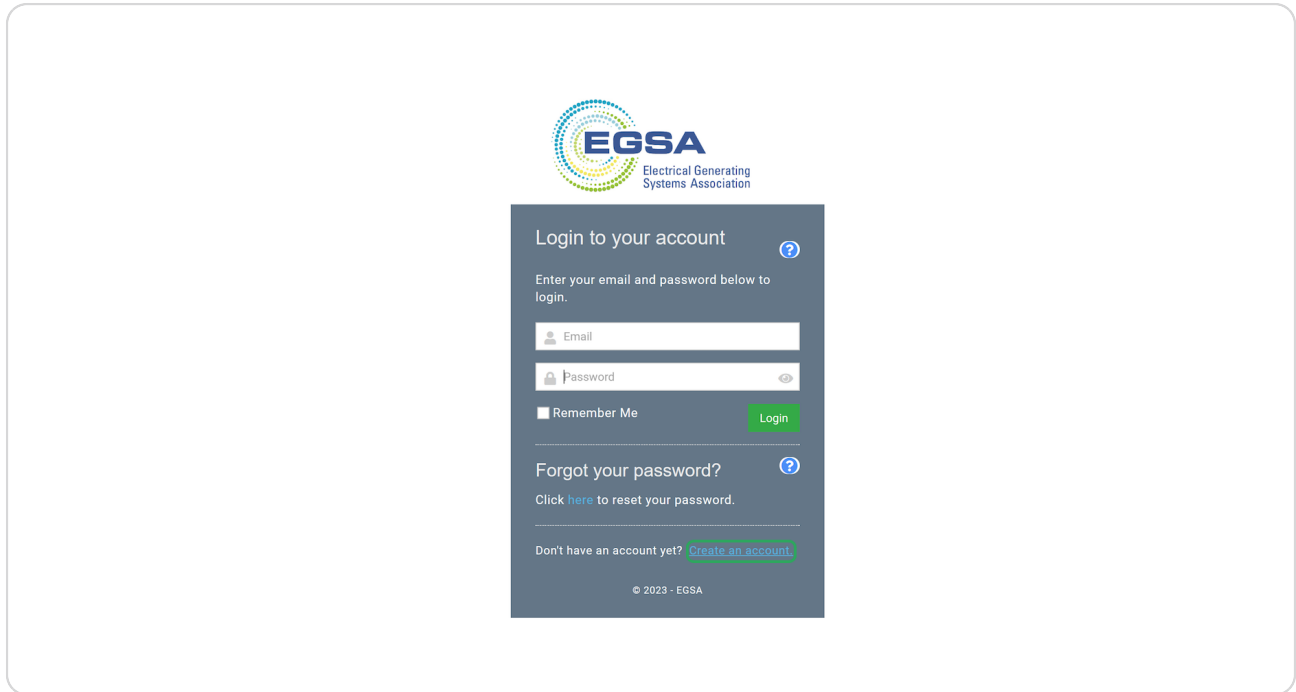


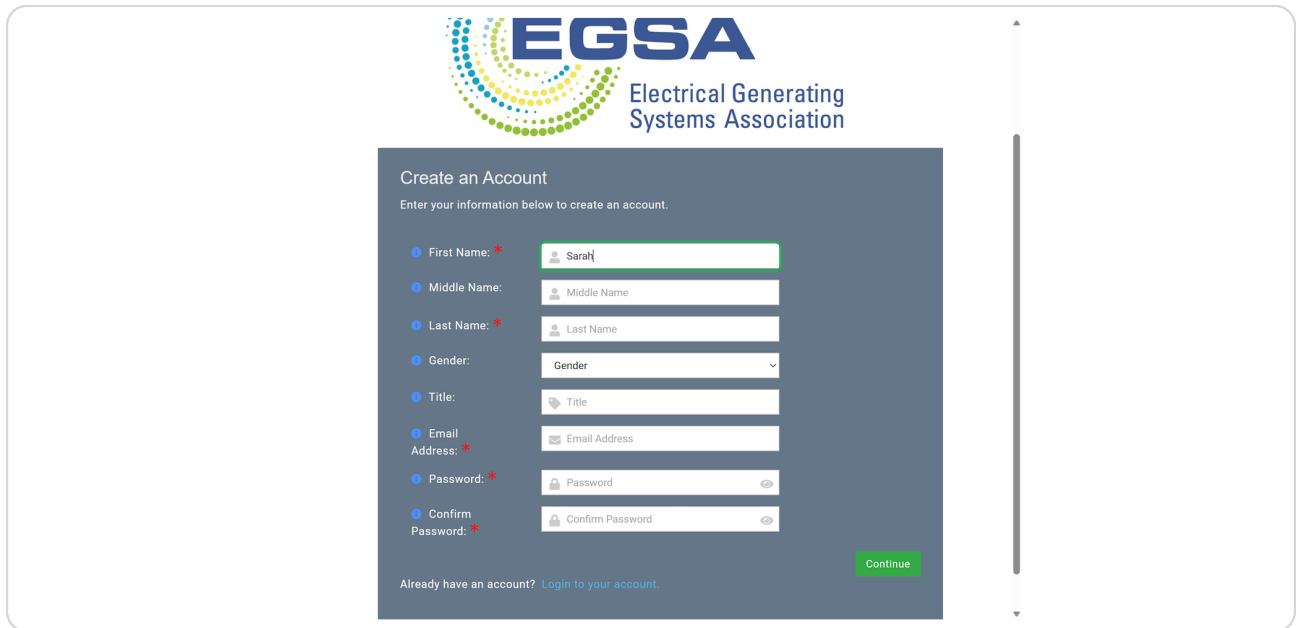
STEP 1

Click on "Create an account".



STEP 2

Complete the form with all required information.



EGSA
Electrical Generating Systems Association

Create an Account

Enter your information below to create an account.

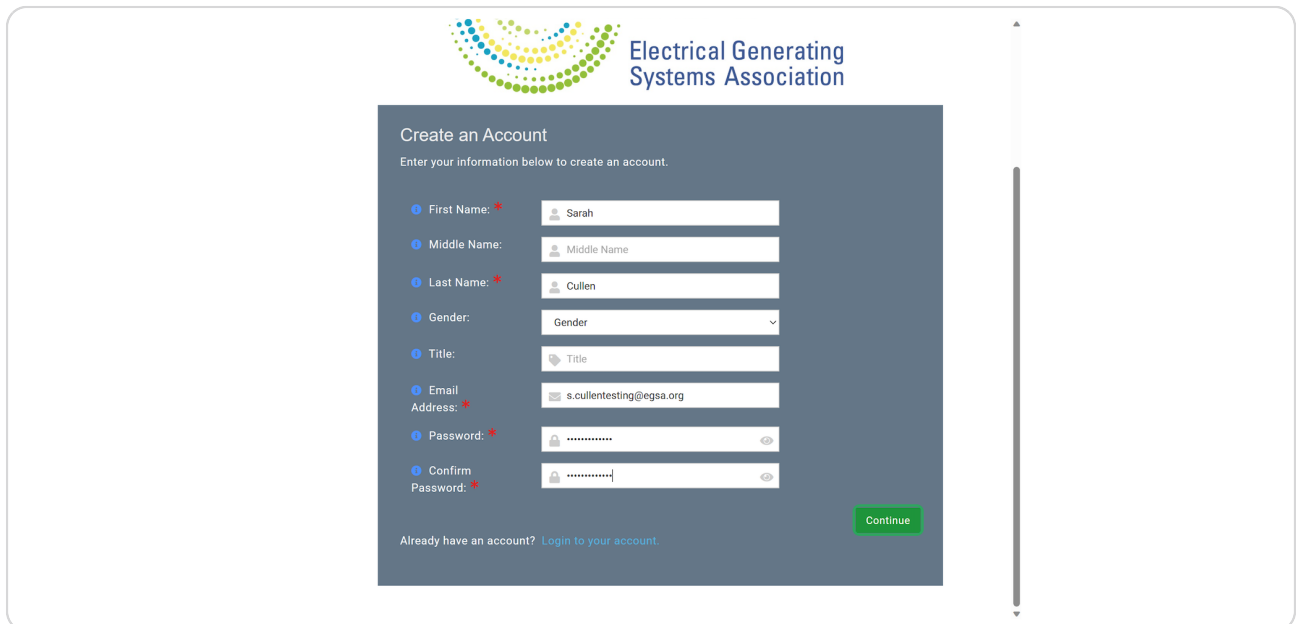
- First Name: * Sarah
- Middle Name: Middle Name
- Last Name: * Last Name
- Gender: Gender
- Title: Title
- Email Address: * Email Address
- Password: * Password
- Confirm Password: * Confirm Password

Already have an account? [Login to your account.](#) Continue

STEP 3

Click Continue.

Please note if your email address already exists in our database, you will be directed to the login page. Use the "Forgot my Password" link to reset your password and login.



EGSA
Electrical Generating Systems Association

Create an Account

Enter your information below to create an account.


- First Name: * Sarah
- Middle Name: Middle Name
- Last Name: * Cullen
- Gender: Gender
- Title: Title
- Email Address: * s.cullen@egsa.org
- Password: *
- Confirm Password: *

Already have an account? [Login to your account.](#) Continue

STEP 4

Demographics Information.

Complete all demographics information.

 **Electrical Generating Systems Association**

Additional Information

Job / Position:

If you selected "Other" as a Job / Position, enter your position here:

Select your military status (if applicable):

Military Branch (if applicable):

- Air Force
- Army
- Coast Guard
- Marines
- Navy
- Space Force

LinkedIn Page (e.g. <http://www.linkedin.com/company/electrical-generating-systems-association>):

Facebook Page (e.g. <https://www.facebook.com/EGSA1>):

STEP 5

Click Continue.

If you selected "Other" as a Job / Position, enter your position here:

Select your military status (if applicable):

Military Branch (if applicable):

- Air Force
- Army
- Coast Guard
- Marines
- Navy
- Space Force

LinkedIn Page (e.g. <http://www.linkedin.com/company/electrical-generating-systems-association>):

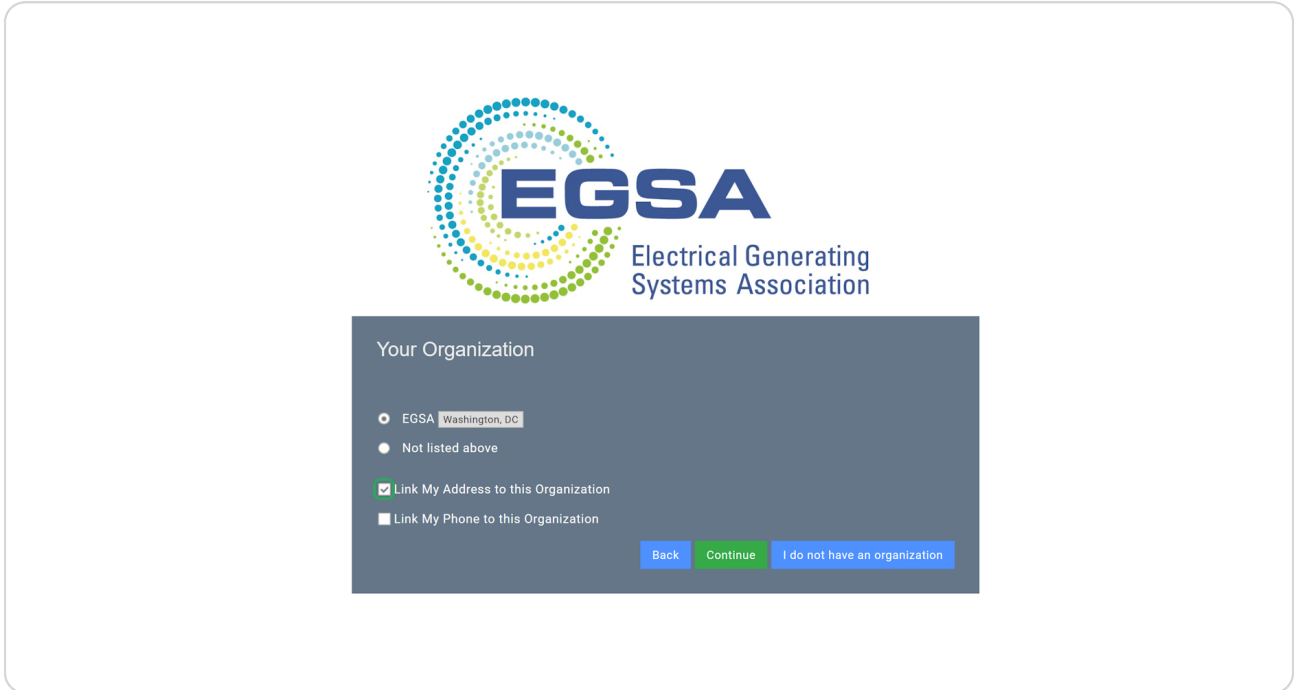
Facebook Page (e.g. <https://www.facebook.com/EGSA1>):

Instagram Handle (e.g. [@egsa_power](#)):

STEP 6

Choose your Organization from the list.

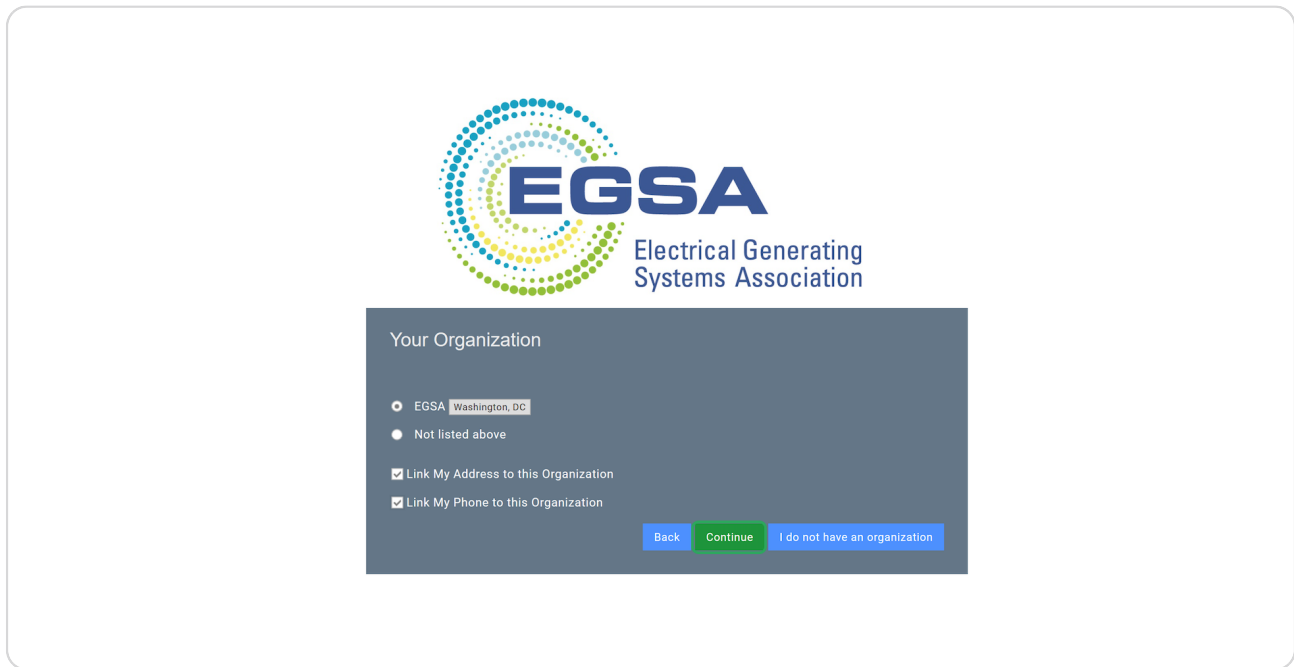
If your Organization does not exist, choose "Not listed above". Otherwise, select your Organization from the list. If you want to use your Organization's address or phone number for your contact information, check the "Link My..." check boxes.



The screenshot displays the EGSA logo and the text "Electrical Generating Systems Association". Below this is a dark grey form titled "Your Organization". The form contains two radio button options: "EGSA | Washington, DC" (selected) and "Not listed above". There are also two checkboxes: "Link My Address to this Organization" (checked) and "Link My Phone to this Organization" (unchecked). At the bottom of the form are three buttons: "Back", "Continue", and "I do not have an organization".

STEP 7

Click Continue.

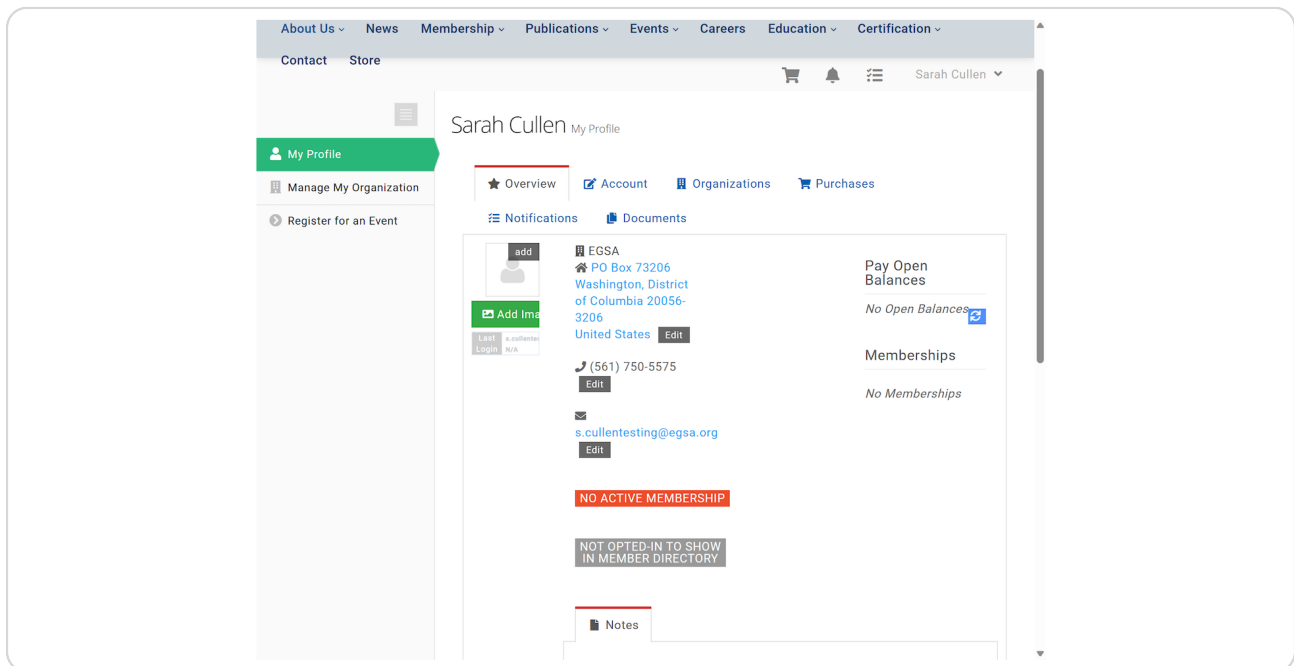


The screenshot shows the EGSA logo at the top, which consists of a circular pattern of colored dots in shades of blue, green, and yellow, followed by the text "EGSA" in a bold, blue, sans-serif font. Below the logo is the full name "Electrical Generating Systems Association".

Below the logo is a dark grey box titled "Your Organization". Inside this box, there are two radio button options: "EGSA Washington, DC" (which is selected) and "Not listed above". There are also two checked checkboxes: "Link My Address to this Organization" and "Link My Phone to this Organization". At the bottom right of the box are three buttons: "Back" (blue), "Continue" (green), and "I do not have an organization" (blue).

STEP 8

You are now logged in and viewing your user profile. Congratulations!



The screenshot shows a web browser displaying the user profile page for Sarah Cullen. The page has a navigation menu at the top with items like "About Us", "News", "Membership", "Publications", "Events", "Careers", "Education", and "Certification". Below the navigation is a sidebar with "My Profile" selected, and options for "Manage My Organization" and "Register for an Event".

The main content area is titled "Sarah Cullen My Profile" and has tabs for "Overview", "Account", "Organizations", and "Purchases". Under "Overview", there are sections for "Notifications" and "Documents".

The profile information includes:

- Address: EGSA, PO Box 73206, Washington, District of Columbia 20056-3206, United States (with an "Edit" button)
- Phone: (561) 750-5575 (with an "Edit" button)
- Email: s.cullentesting@egsa.org (with an "Edit" button)

There are also two status messages:

- "NO ACTIVE MEMBERSHIP" in a red box.
- "NOT OPTED-IN TO SHOW IN MEMBER DIRECTORY" in a grey box.

On the right side, there are sections for "Pay Open Balances" (showing "No Open Balances") and "Memberships" (showing "No Memberships").